

Daily Measurement & Verification Scorecard - Page 1

Texas Children's Hospital Pavilion for Women
6651 Main Street
Houston, TX

Weather Summary	
Avg Drybulb Temperature	63.2
Avg Dewpoint Temperature	53.5

Month: March-15

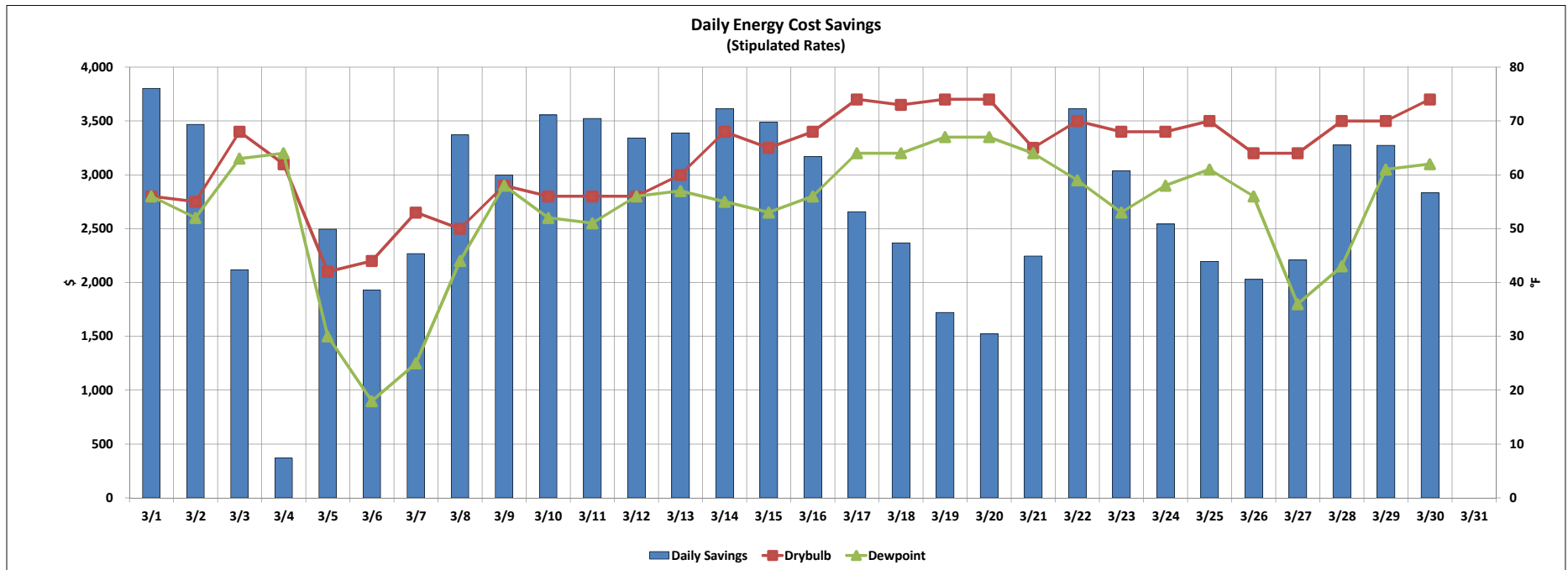
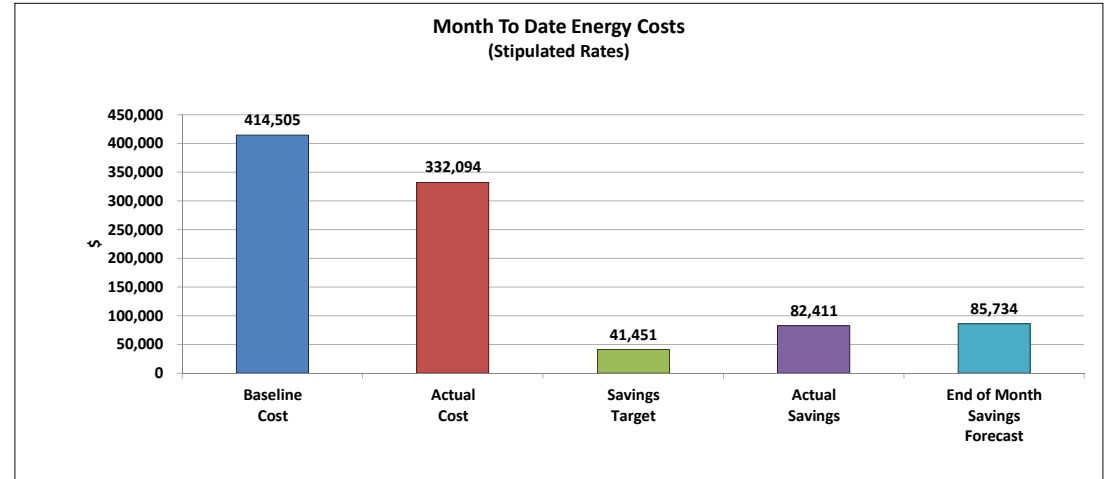
March 31, 2015

Current Month Use Summary

Item	Units	Baseline Use	Actual Use	Savings Target	Actual Savings	Reduction %
Electricity	kWh	1,806,729	1,563,847	180,673	242,882	13.4
Chilled Water	ton h	756,090	587,028	75,609	169,062	22.4
Steam	Lbs.	3,782,184	2,917,616	378,218	864,568	22.9
		0	0	0	0	0.0
		0	0	0	0	0.0
Total Energy Use	kBtu	19,395,833	15,554,172	0	3,841,661	19.8

Current Meter Cost Monthly Breakdown

Item	Units	Baseline Cost	Actual Cost	Savings Target	Actual Savings	Reduction %
Actual Rates						
Electricity	kWh	119,601	103,523	11,960	16,078	13.4
Chilled Water	ton h	216,232	167,883	21,623	48,350	22.4
Steam	Lbs.	78,672	60,688	7,867	17,984	22.9
		0	0	0	0	0.0
		0	0	0	0	0.0
Total Energy Costs	\$	414,505	332,094	41,451	82,411	19.9



Daily Measurement & Verification Scorecard - Page 2

Texas Children's Hospital Pavilion for Women
6651 Main Street
Houston, TX

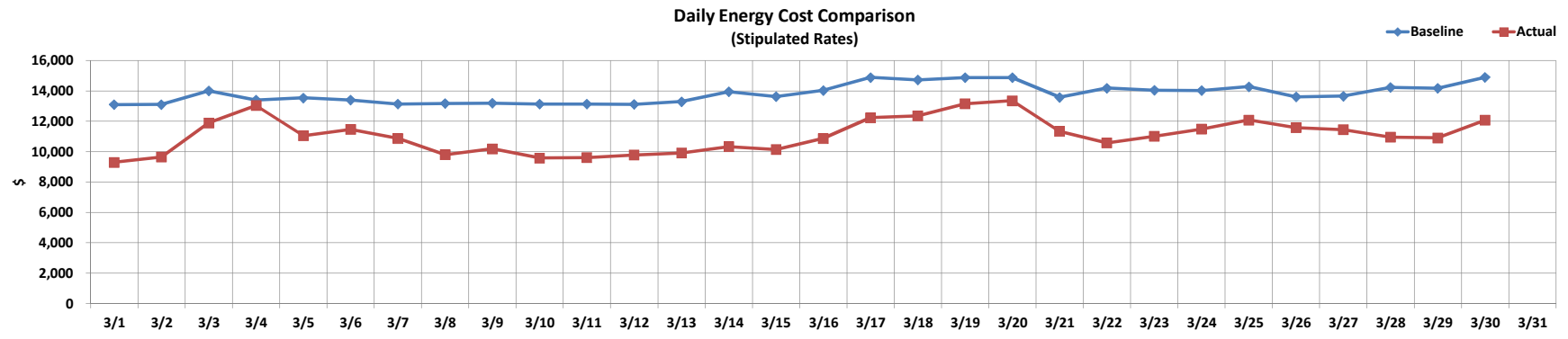
March-15

Weather Summary	
Avg Drybulb Temperature	63.2
Avg Dewpoint Temperature	53.5

March 31, 2015

Overall Daily Cost Summary (Stipulated Rates)

Date	Electricity			Chilled Water			Steam			Baseline	Actual	Savings	Baseline	Actual	Savings	Total		
	Baseline	Actual	Savings	Baseline	Actual	Savings	Baseline	Actual	Savings							Baseline	Actual	Savings
3/1/2015	4,039	3,301	738	5,988	3,998	1,990	3,076	2,003	1,073							13,103	9,302	3,801
3/2/2015	4,069	3,503	566	5,861	3,781	2,080	3,181	2,361	820							13,111	9,645	3,467
3/3/2015	3,956	3,548	408	7,873	6,744	1,129	2,183	1,601	582							14,012	11,893	2,119
3/4/2015	4,001	3,557	444	6,849	7,876	(1,027)	2,557	1,604	953							13,406	13,037	369
3/5/2015	4,242	3,535	707	4,617	3,489	1,128	4,688	4,029	659							13,548	11,053	2,494
3/6/2015	4,212	3,500	712	4,759	3,680	1,079	4,428	4,289	139							13,398	11,469	1,929
3/7/2015	4,105	3,269	836	5,620	3,658	1,961	3,416	3,946	(530)							13,141	10,873	2,268
3/8/2015	4,179	3,151	1,028	5,292	3,434	1,858	3,706	3,220	486							13,177	9,805	3,372
3/9/2015	4,038	3,525	513	6,257	4,705	1,552	2,894	1,964	931							13,189	10,193	2,996
3/10/2015	4,058	3,527	531	5,988	3,821	2,168	3,090	2,234	856							13,136	9,582	3,554
3/11/2015	4,058	3,529	529	5,988	3,838	2,151	3,093	2,249	844							13,140	9,616	3,524
3/12/2015	4,058	3,529	529	5,988	4,261	1,727	3,076	1,991	1,085							13,123	9,781	3,342
3/13/2015	4,019	3,509	510	6,544	4,559	1,985	2,736	1,843	893							13,298	9,910	3,388
3/14/2015	3,858	3,327	531	7,873	5,287	2,585	2,215	1,716	499							13,946	10,330	3,616
3/15/2015	3,891	3,325	566	7,340	4,926	2,414	2,397	1,889	509							13,628	10,139	3,489
3/16/2015	3,956	3,545	411	7,873	5,690	2,183	2,212	1,637	575							14,040	10,872	3,169
3/17/2015	3,924	3,424	500	9,060	7,399	1,661	1,909	1,412	497							14,893	12,235	2,658
3/18/2015	3,928	3,523	406	8,851	7,445	1,406	1,947	1,392	555							14,726	12,359	2,367
3/19/2015	3,924	3,518	405	9,060	8,273	787	1,895	1,367	528							14,879	13,158	1,721
3/20/2015	3,924	3,484	439	9,060	8,580	480	1,895	1,294	602							14,879	13,358	1,521
3/21/2015	3,891	3,294	597	7,340	6,583	757	2,354	1,462	892							13,585	11,339	2,246
3/22/2015	3,841	3,280	561	8,250	5,914	2,336	2,098	1,383	715							14,190	10,577	3,613
3/23/2015	3,956	3,512	444	7,873	5,766	2,107	2,222	1,737	485							14,051	11,015	3,036
3/24/2015	3,956	3,530	426	7,873	6,395	1,478	2,204	1,566	638							14,033	11,491	2,542
3/25/2015	3,944	3,551	393	8,250	7,066	1,184	2,090	1,471	619							14,284	12,088	2,197
3/26/2015	3,985	3,527	458	7,172	6,246	926	2,452	1,807	644							13,608	11,580	2,028
3/27/2015	3,985	3,523	462	7,172	5,280	1,891	2,501	2,646	(145)							13,657	11,449	2,208
3/28/2015	3,841	3,330	511	8,250	5,550	2,700	2,147	2,082	65							14,239	10,963	3,276
3/29/2015	3,841	3,313	528	8,250	6,406	1,844	2,090	1,190	900							14,181	10,909	3,273
3/30/2015	3,924	3,536	388	9,060	7,232	1,828	1,918	1,304	614							14,902	12,072	2,831
3/31/2015		0			0			0										
Total	119,601	103,523	16,078	216,232	167,883	48,350	78,672	60,688	17,984	0	0	0	0	0	0	414,505	332,094	82,411



Daily Measurement & Verification Scorecard - Page 3

Texas Children's Hospital Pavilion for Women
6651 Main Street
Houston, TX

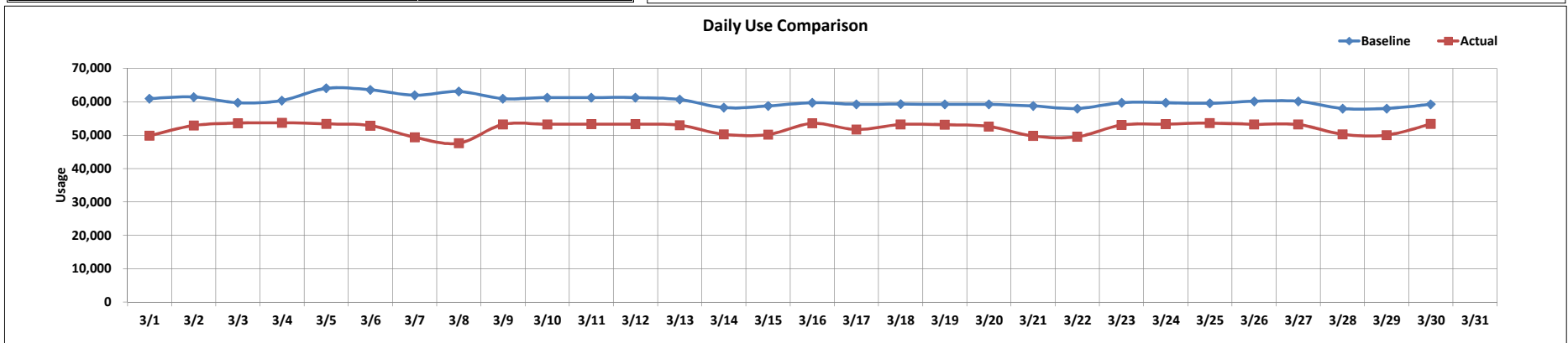
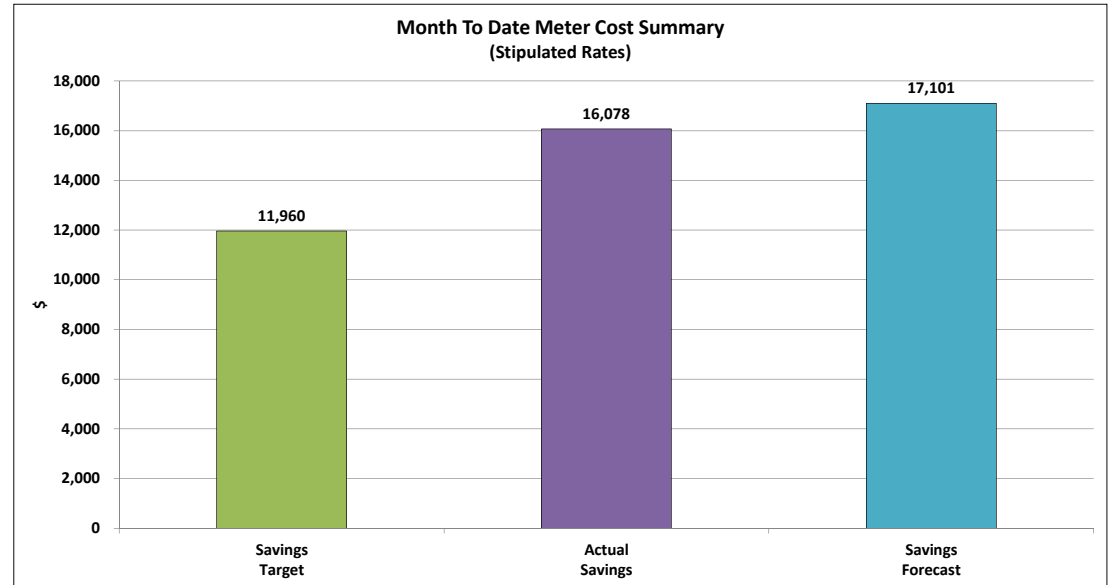
March-15

Weather Summary	
Avg Drybulb Temperature	63.2
Avg Dewpoint Temperature	53.5

March 31, 2015

Electricity

Date	Use(kWh)			Cost @ Actual Rate (\$)		
	Baseline	Actual	Savings	Baseline	Actual	Savings
3/1/2015	61,010	49,859	11,151	4,039	3,301	738
3/2/2015	61,471	52,917	8,554	4,069	3,503	566
3/3/2015	59,761	53,602	6,159	3,956	3,548	408
3/4/2015	60,438	53,731	6,707	4,001	3,557	444
3/5/2015	64,081	53,404	10,677	4,242	3,535	707
3/6/2015	63,621	52,871	10,750	4,212	3,500	712
3/7/2015	62,006	49,378	12,628	4,105	3,269	836
3/8/2015	63,128	47,602	15,526	4,179	3,151	1,028
3/9/2015	60,996	53,247	7,749	4,038	3,525	513
3/10/2015	61,307	53,285	8,022	4,058	3,527	531
3/11/2015	61,307	53,312	7,995	4,058	3,529	529
3/12/2015	61,307	53,315	7,992	4,058	3,529	529
3/13/2015	60,707	53,004	7,703	4,019	3,509	510
3/14/2015	58,282	50,259	8,023	3,858	3,327	531
3/15/2015	58,775	50,226	8,549	3,891	3,325	566
3/16/2015	59,761	53,548	6,213	3,956	3,545	411
3/17/2015	59,276	51,721	7,555	3,924	3,424	500
3/18/2015	59,343	53,214	6,129	3,928	3,523	406
3/19/2015	59,276	53,150	6,126	3,924	3,518	405
3/20/2015	59,276	52,637	6,638	3,924	3,484	439
3/21/2015	58,775	49,754	9,021	3,891	3,294	597
3/22/2015	58,023	49,544	8,479	3,841	3,280	561
3/23/2015	59,761	53,055	6,706	3,956	3,512	444
3/24/2015	59,761	53,324	6,437	3,956	3,530	426
3/25/2015	59,578	53,642	5,936	3,944	3,551	393
3/26/2015	60,191	53,278	6,913	3,985	3,527	458
3/27/2015	60,191	53,212	6,979	3,985	3,523	462
3/28/2015	58,023	50,302	7,721	3,841	3,330	511
3/29/2015	58,023	50,042	7,981	3,841	3,313	528
3/30/2015	59,276	53,411	5,865	3,924	3,536	388
3/31/2015					0	
Total	1,806,729	1,563,847	242,882	119,601	103,523	16,078



Daily Measurement & Verification Scorecard - Page 3

Texas Children's Hospital Pavilion for Women
6651 Main Street
Houston, TX

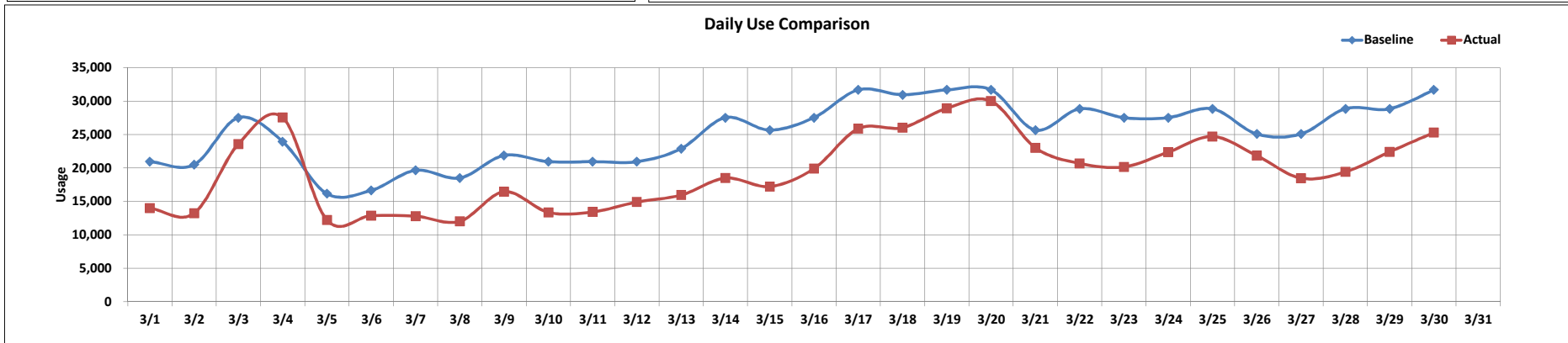
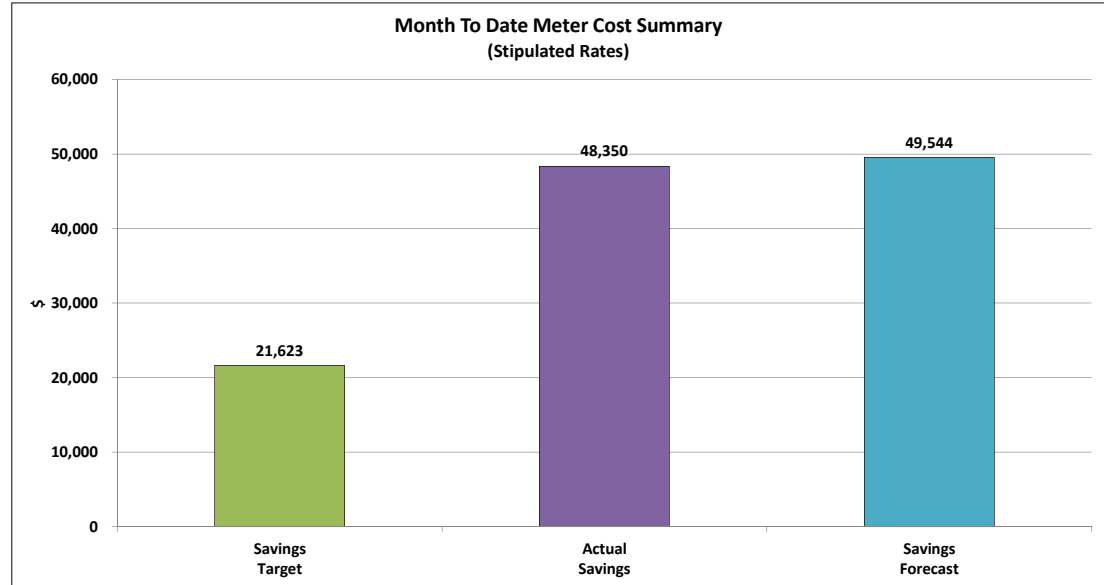
March-15

Weather Summary	
Avg Drybulb Temperature	63.2
Avg Dewpoint Temperature	53.5

March 31, 2015

Chilled Water

Date	Use(ton h)			Cost @ Actual Rate (\$)		
	Baseline	Actual	Savings	Baseline	Actual	Savings
3/1/2015	20,940	13,980	6,960	5,988	3,998	1,990
3/2/2015	20,494	13,220	7,274	5,861	3,781	2,080
3/3/2015	27,528	23,580	3,948	7,873	6,744	1,129
3/4/2015	23,948	27,540	(3,592)	6,849	7,876	(1,027)
3/5/2015	16,145	12,200	3,945	4,617	3,489	1,128
3/6/2015	16,640	12,868	3,772	4,759	3,680	1,079
3/7/2015	19,650	12,792	6,858	5,620	3,658	1,961
3/8/2015	18,504	12,008	6,496	5,292	3,434	1,858
3/9/2015	21,879	16,452	5,427	6,257	4,705	1,552
3/10/2015	20,940	13,360	7,580	5,988	3,821	2,168
3/11/2015	20,940	13,420	7,520	5,988	3,838	2,151
3/12/2015	20,940	14,900	6,040	5,988	4,261	1,727
3/13/2015	22,882	15,940	6,942	6,544	4,559	1,985
3/14/2015	27,528	18,488	9,040	7,873	5,287	2,585
3/15/2015	25,666	17,224	8,442	7,340	4,926	2,414
3/16/2015	27,528	19,896	7,632	7,873	5,690	2,183
3/17/2015	31,680	25,872	5,808	9,060	7,399	1,661
3/18/2015	30,948	26,032	4,916	8,851	7,445	1,406
3/19/2015	31,680	28,928	2,752	9,060	8,273	787
3/20/2015	31,680	30,000	1,680	9,060	8,580	480
3/21/2015	25,666	23,020	2,646	7,340	6,583	757
3/22/2015	28,848	20,680	8,168	8,250	5,914	2,336
3/23/2015	27,528	20,160	7,368	7,873	5,766	2,107
3/24/2015	27,528	22,360	5,168	7,873	6,395	1,478
3/25/2015	28,848	24,708	4,140	8,250	7,066	1,184
3/26/2015	25,078	21,840	3,238	7,172	6,246	926
3/27/2015	25,078	18,464	6,614	7,172	5,280	1,891
3/28/2015	28,848	19,408	9,440	8,250	5,550	2,700
3/29/2015	28,848	22,400	6,448	8,250	6,406	1,844
3/30/2015	31,680	25,288	6,392	9,060	7,232	1,828
3/31/2015				0		
Total	756,090	587,028	169,062	216,232	167,883	48,350



Daily Measurement & Verification Scorecard - Page 3

Texas Children's Hospital Pavilion for Women
 6651 Main Street
 Houston, TX

March-15

Weather Summary	
Avg Drybulb Temperature	63.2
Avg Dewpoint Temperature	53.5

March 31, 2015

Steam

Date	Use(Lbs.)			Cost @ Actual Rate (\$)		
	Baseline	Actual	Savings	Baseline	Actual	Savings
3/1/2015	147,877	96,304	51,573	3,076	2,003	1,073
3/2/2015	152,938	113,504	39,434	3,181	2,361	820
3/3/2015	104,961	76,992	27,969	2,183	1,601	582
3/4/2015	122,908	77,104	45,804	2,557	1,604	953
3/5/2015	225,385	193,696	31,689	4,688	4,029	659
3/6/2015	212,875	206,208	6,667	4,428	4,289	139
3/7/2015	164,237	189,696	(25,459)	3,416	3,946	(530)
3/8/2015	178,178	154,800	23,378	3,706	3,220	486
3/9/2015	139,140	94,400	44,740	2,894	1,964	931
3/10/2015	148,533	107,400	41,133	3,090	2,234	856
3/11/2015	148,683	108,120	40,563	3,093	2,249	844
3/12/2015	147,877	95,696	52,181	3,076	1,991	1,085
3/13/2015	131,529	88,600	42,929	2,736	1,843	893
3/14/2015	106,500	82,504	23,996	2,215	1,716	499
3/15/2015	115,258	90,800	24,458	2,397	1,889	509
3/16/2015	106,327	78,696	27,631	2,212	1,637	575
3/17/2015	91,798	67,896	23,902	1,909	1,412	497
3/18/2015	93,593	66,904	26,689	1,947	1,392	555
3/19/2015	91,110	65,704	25,406	1,895	1,367	528
3/20/2015	91,110	62,192	28,918	1,895	1,294	602
3/21/2015	113,173	70,304	42,869	2,354	1,462	892
3/22/2015	100,881	66,496	34,385	2,098	1,383	715
3/23/2015	106,828	83,504	23,324	2,222	1,737	485
3/24/2015	105,965	75,296	30,669	2,204	1,566	638
3/25/2015	100,485	70,704	29,781	2,090	1,471	619
3/26/2015	117,857	86,896	30,961	2,452	1,807	644
3/27/2015	120,229	127,200	(6,971)	2,501	2,646	(145)
3/28/2015	103,232	100,104	3,128	2,147	2,082	65
3/29/2015	100,485	57,200	43,285	2,090	1,190	900
3/30/2015	92,228	62,696	29,532	1,918	1,304	614
3/31/2015					0	
Total	3,782,184	2,917,616	864,568	78,672	60,688	17,984

